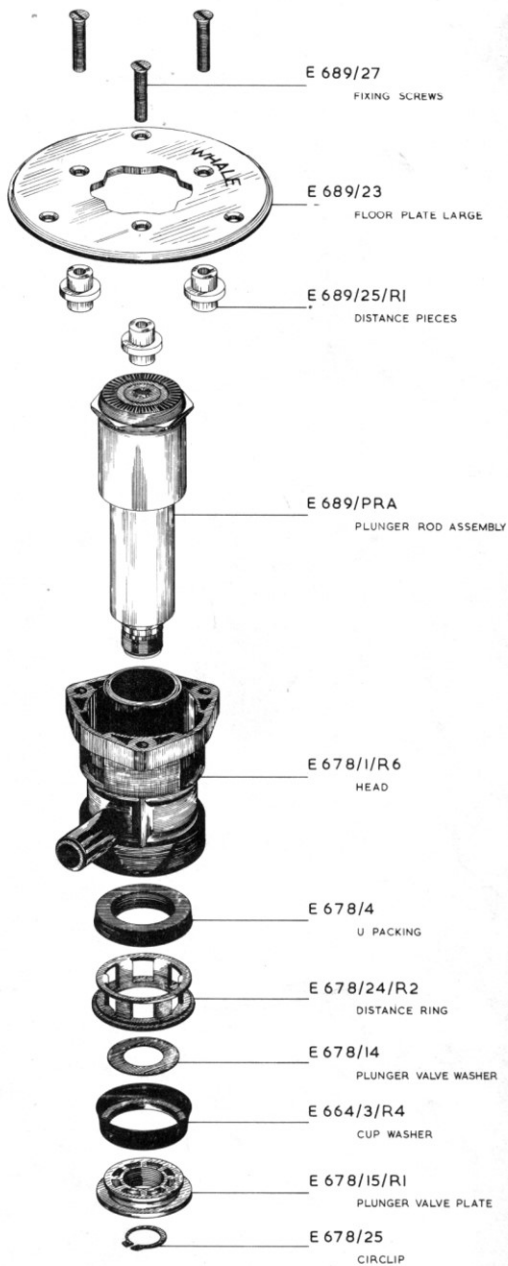
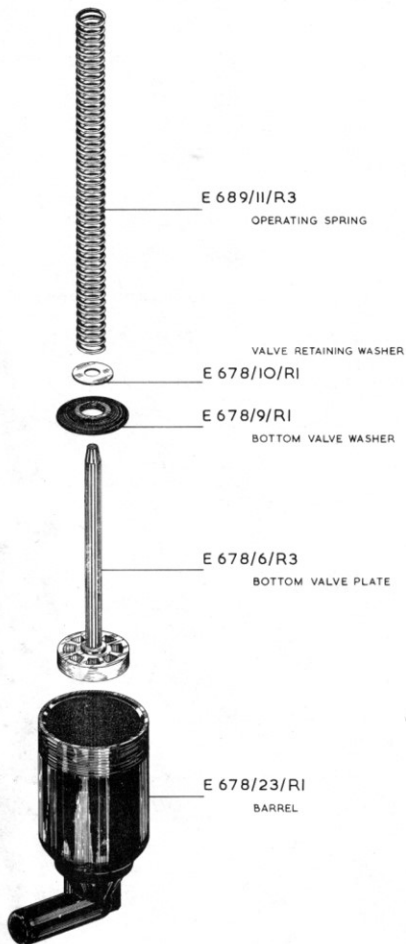


MUNSTER SIMMS ENGINEERING LTD



WHALE
(REGISTERED TRADE MARK)

Mk.III TIP-TOE PUMP

IT IS SIMPLE TO FIT THE NEW MODIFIED
WHALE TIPTOE PUMP




1. Cut 3" Dia. hole.



2. Place pump into position.

- * No need to remove floor plate and screws - one piece assembly.
- * No need to make adjustment for floor thickness - it will fit up to 2" thick floors.
- * No need to have a man underneath.



3. Position and secure 3 wood screws.

Pump is now ready for connection of suction and discharge hose.