



# Whale® Tiptoe Pump

## Mk4 GP1309

Also Service Kits/Assemblies: AK1304, AS1305, AS1306

**Read carefully before installation and use.**

**To the Fitter:** Check that the product is suitable for the intended application, follow installation instructions and ensure operating instructions are passed on to the end user.

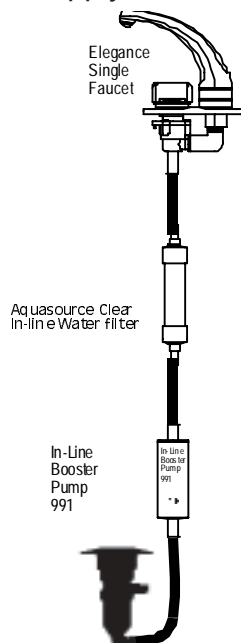
**To the User:** Read the following instructions carefully.

### Application:

This product is designed for use as a fresh water foot pump in caravans and boats. Use for any other purpose or with any other liquid, is not recommended and is entirely at the user's risk.

The Whale Tiptoe can be used as a manual back-up with an electric pump provided that:

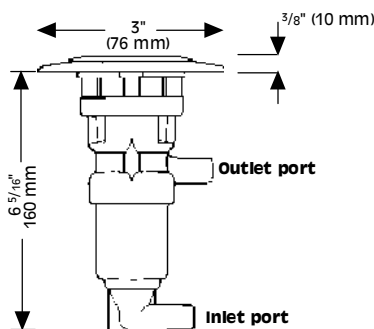
1. It is not a pressurized system.
2. It is placed between the in-line electric pump and the water supply.



### Installation


Choose an installation where the pump can be operated comfortably.

1. Cut a 3" (75 mm) diameter hole in the floor.
2. Floor thickness: minimum  $\frac{3}{8}$ " (10 mm), maximum 2" (50 mm).
3. One piece assembly fits directly onto floor.
4. Secure with 3 screws.



### Operation:

1. Release plunger plate by twisting anti-clockwise.
2. Pump up and down with your foot; vigorously for full flow, gently for controlled flow.
3. When pumping is finished, push the plunger fully down, twist clockwise to lock.



### Maintenance

Regular inspection of valves and seals is recommended with cleaning and replacement of components as necessary.

Replacement parts are available in service kits and assemblies from dealers or direct from the manufacturer.

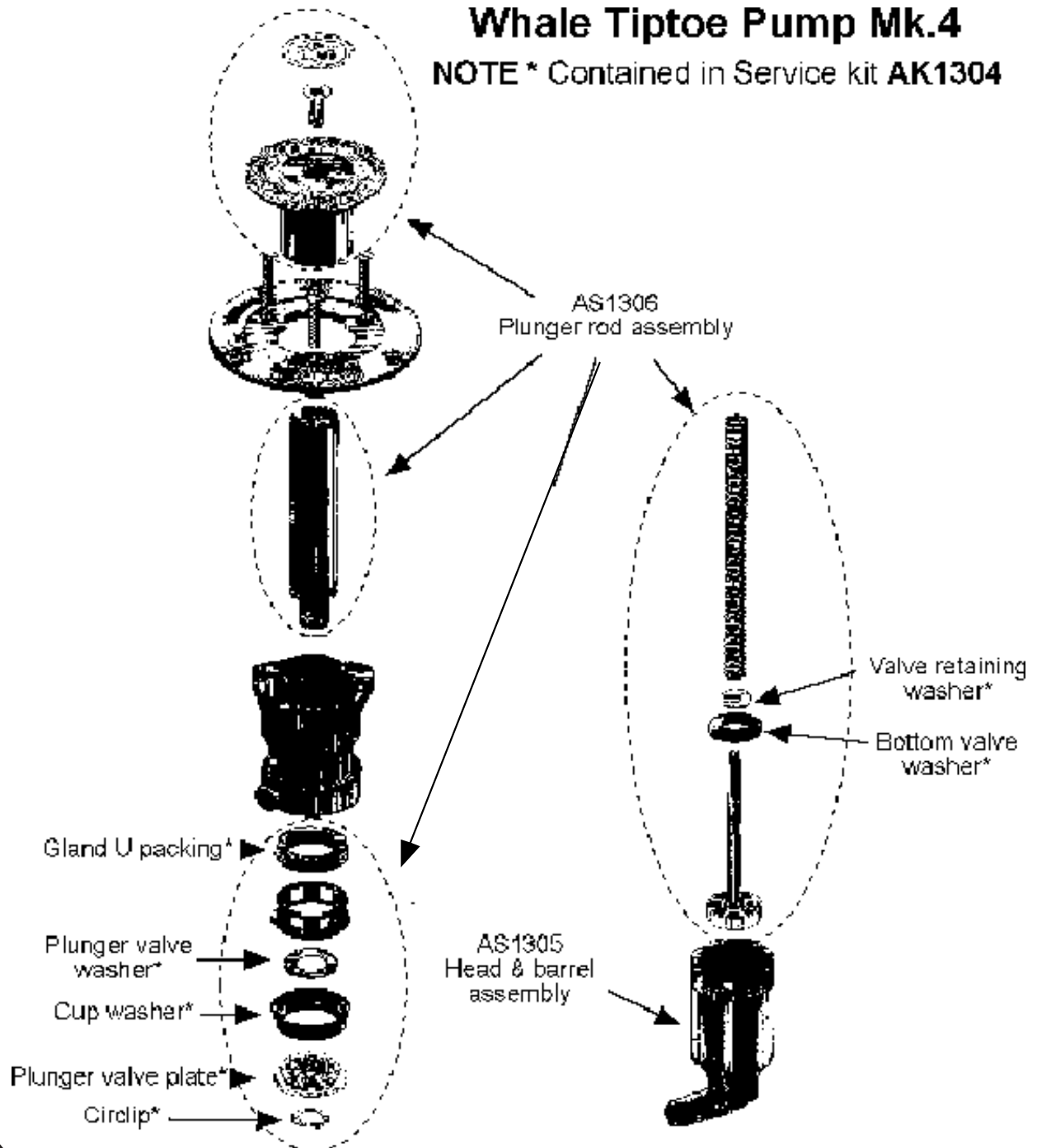
**Note:** For winter storage, ensure that the pump is drained completely to avoid frost damage.

### Helpful hints

- a) The pump can be serviced using Service Kit AK1304 which contains the complete set of washers for the Mk3 and Mk4 pump.
- b) If the pump is slow to prime, the cup washer may be worn or valves are not seating properly. Check and replace these if necessary using Service Kit AK1304.
- c) If the pump will not pump:
  - check that the suction line is in the water.
  - check that the hose connections are secure and there are no air leaks.
  - check the washers in the pump, they may need to be replaced.
  - if the outlet is an on/off faucet or tap, make sure that it is open to allow water to flow.
- d) If the pump is leaking, it is likely that the gland washer is worn. A replacement for this part is contained in Service Kit AK1304.

## Whale Tiptoe Pump Mk.4

NOTE \* Contained in Service kit AK1304



### Warranty

Whale Tiptoe pumps are guaranteed for 5 years against defects in materials and workmanship. If the unit proves faulty, return it to your supplier with proof of purchase and purchase date. The manufacturer retains the right to repair or replace the unit. The manufacturer cannot be held responsible for claims arising from incorrect installation, unauthorised modification or misuse of the product. The above does not affect your statutory rights.

Should you wish to find out about other Whale Water System products please contact us at address below;

#### **Munster Simms Engineering Ltd.**

Old Belfast Road, Bangor, Co Down, N.Ireland BT19 1LT Tel: +44 (0)28 9127 0531 Fax: +44 (0)28 9146 6421

Web: [www.whalepumps.com](http://www.whalepumps.com) Email [info@whalepumps.com](mailto:info@whalepumps.com)

Ref No: 180.05 V10/97